

Guide for Contribution Payment via JomPAY

3 simple steps on how to use JomPAY from
Internet or Mobile Banking

15 July 2020



Steps to make contribution payment via JomPAY – CIMB Clicks

Step 1: Select JomPAY as payment option

Logon to the Internet Banking or Mobile Banking provider, go to Pay & Transfer menu and select JomPAY as the payment option.

Note:

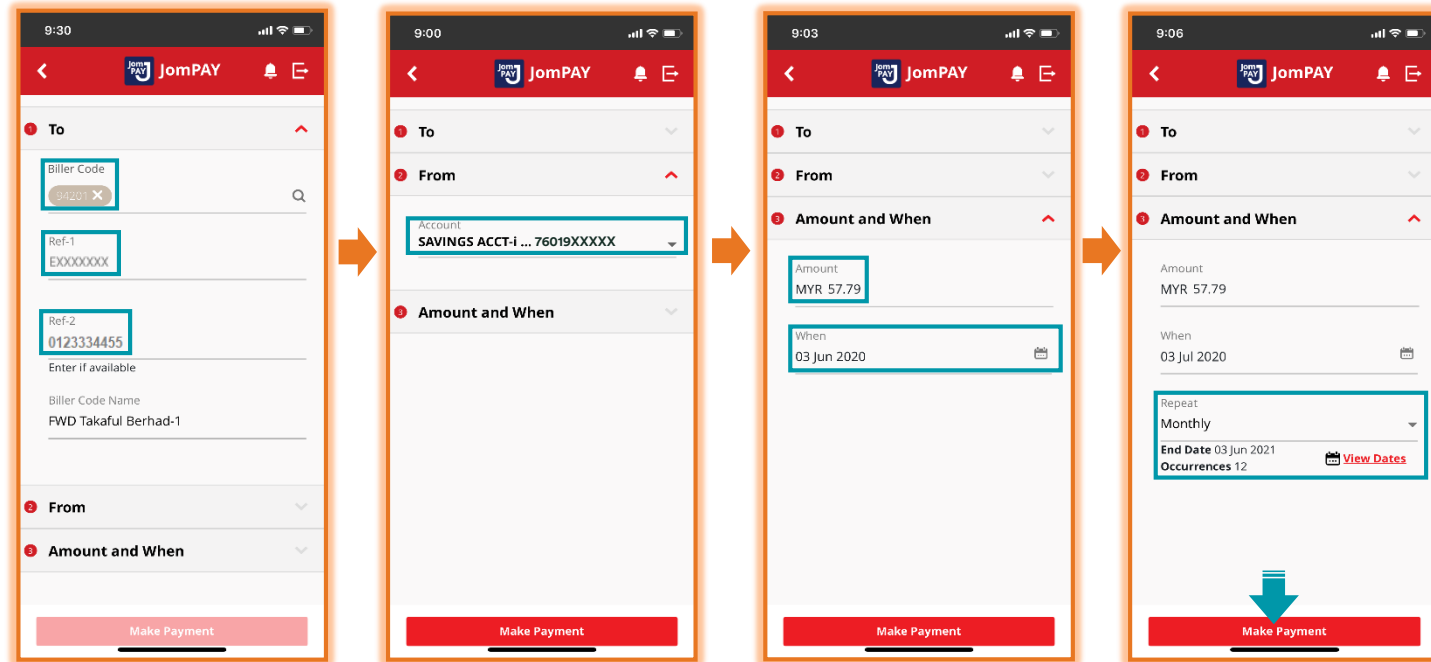
- i. Only applicable for renewal or recurring contribution payment.
- ii. Not applicable for first or initial contribution payment.
- iii. Refer to your respective eBanking Policy Document guides if you require other additional setups via your online banking for JomPAY payment subscription.

Step 2: Fill in the details for the payment

- Enter the correct reference of 'Biller Code'.

Biller Code	Biller Code Name	Certificate Number Reference
94201	FWD Takaful Berhad-1	Alphanumeric Agency channel : TXXXXXXXX, CXXXXXXXX, LXXXXXXXX Banca channel : BXXXXXXXX Direct Channel : EXXXXXXXX
42564	FWD Takaful Berhad-2	Numeric Banca channel : 2XXXXXXXX, 9XXXXXXXX

- Enter Certificate Number in 'Ref-1' and mobile number in 'Ref-2' field.
- Choose your preferred CIMB bank account for the payment.
- Enter the Contribution Amount and select the date of the payment transaction.
- Repeat 'Step 2' for future transaction and select 'Repeat' option i.e. Monthly/Quarterly/Half-yearly/Yearly for occurrence transactions.
- Once completed, click < Make Payment > link to proceed.



* The details of Certificate Number and Contribution Amount for payment can be obtained from myPortal (screen as below):

MY Certificate							
Certificate Number	Status	Person Covered's Name	Product Name	Basic Sum Covered (RM)	Contribution (RM)	Next Contribution Due Date	eCertificate
EXXXXXX	In force	Abu Bakar Bin Ali Baba	FWD Protect Direct	100,000.00	57.79	05-Jun-2020	download +

Steps to make contribution payment via JomPAY – CIMB Clicks

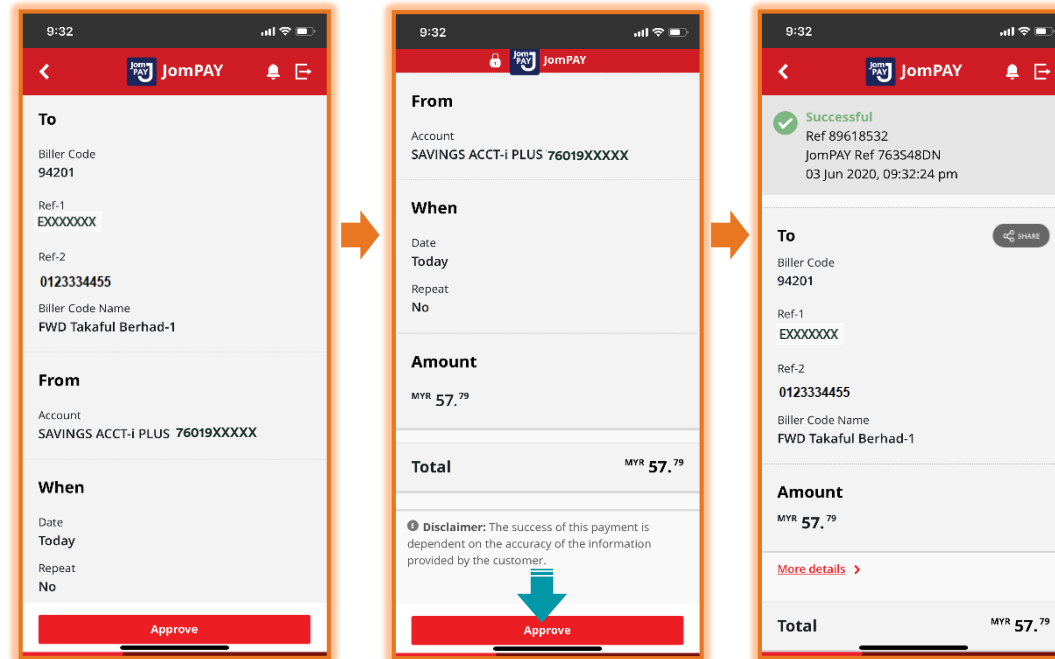
Step 3: Verification and approval action

- Verify all the details captured for the payment.
- Once verification done, click < Approve > link to proceed.
- The approval of JomPAY payment will require you to enter the TAC Number / Authentication Code that you'll receive on your registered mobile number.
- Enter the TAC Number / Authentication Code and proceed to confirm or submit to complete the approval of payment transaction.
- Upon successful payment transaction, SMS notification will be sent to your registered mobile number by the bank.

Note:

- i. Do add the Biller Code as your 'Favorite' for your future payment.
- ii. All successful transactions of payment made via JomPAY will be updated in the FWD Takaful system within 1-2 working days.
- iii. Customer will receive an email notification from FWD Takaful upon the receipt of payment and able to view the updated payment in myPortal.

For any enquiry, please call our Customer Care Hotline at 1300 13 7988 or email to contact.my@fwd.com



RM0.00 CIMB: JomPAY Payment RM57.79 to 94201 FWD Takaful Berhad-1/ EXXXXXXX on 03 Jun 2020 21:32:24. Call the no at the back of your card for queries.

Steps to make contribution payment via JomPAY – Maybank2u

Step 1: Select JomPAY as payment option

Logon to the Internet Banking or Mobile Banking provider, go to Pay & Transfer menu and select JomPAY as the payment option.

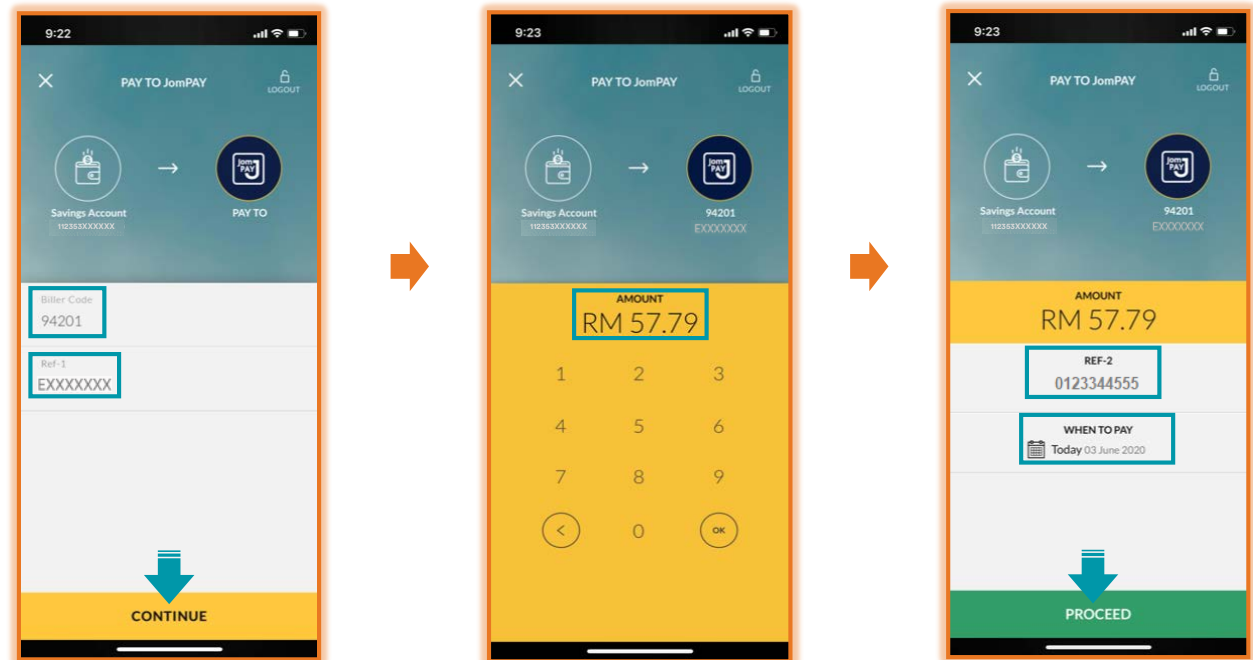
- Note:**
- Only applicable for renewal or recurring contribution payment.
 - Not applicable for first or initial contribution payment.
 - Refer to your respective eBanking Policy Document guides if you require other additional setups via your online banking for JomPAY payment subscription.

Step 2: Fill in the details for the payment

- Enter the correct reference of 'Biller Code'.

Biller Code	Biller Code Name	Certificate Number Reference
94201	FWD Takaful Berhad-1	Alphanumeric Agency channel : TXXXXXXX, CXXXXXXX, LXXXXXXX Banca channel : BXXXXXXX Direct Channel : EXXXXXXX
42564	FWD Takaful Berhad-2	Numeric Banca channel : 2XXXXXXX, 9XXXXXXX

- Enter Certificate Number in 'Ref-1' and click < CONTINUE > link to proceed.
- Enter the Contribution Amount, mobile number in 'Ref-2' field and select the date of the payment transaction.
- Once completed, click < PROCEED > link to proceed.



* The details of Certificate Number and Contribution Amount for payment can be obtained from myPortal (screen as below):

MY Certificate

Certificate Number	Status	Person Covered's Name	Product Name	Basic Sum Covered (RM)	Contribution (RM)	Next Contribution Due Date	eCertificate
EXXXXXXX	In force	Abu Bakar Bin Ali Baba	FWD Protect Direct	100,000.00	57.79	05-Jun-2020	download +

Steps to make contribution payment via JomPAY – Maybank2u

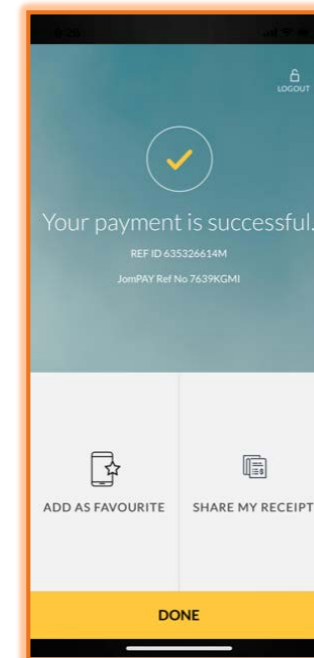
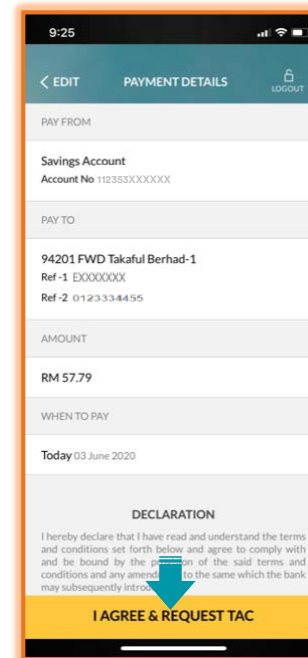
Step 3: Verification and approval action

- Verify all the details captured for the payment.
- Once verification done, click < I AGREE & REQUEST TAC > link to proceed.
- The approval of JomPAY payment will require you to enter the TAC Number / Authentication Code that you'll receive on your registered mobile number.
- Enter the TAC Number / Authentication Code and proceed to confirm or submit to complete the approval of payment transaction.
- Upon successful payment transaction, SMS notification will be sent to your registered mobile number by the bank.

Note:

- i. Do add the Biller Code as your 'Favorite' for your future payment.
- ii. All successful transactions of payment made via JomPAY will be updated in the FWD Takaful system within 1-2 working days.
- iii. Customer will receive an email notification from FWD Takaful upon the receipt of payment and able to view the updated payment in myPortal.

For any enquiry, please call our Customer Care Hotline at 1300 13 7988 or email to contact.my@fwd.com



RM0.00 M2U. JomPAY Payment RM57.79 to 94201 FWD Takaful Berhad-1/ EXXXXXXX on 03 Jun 2020 21:32:24. Call the no at the back of your card for queries.

Steps to make contribution payment via JomPAY – Bank Islam GO

Step 1: Select JomPAY as payment option

Logon to the Internet Banking or Mobile Banking provider, go to Pay menu and select JomPAY as the payment option. Click < New Payment > to proceed.

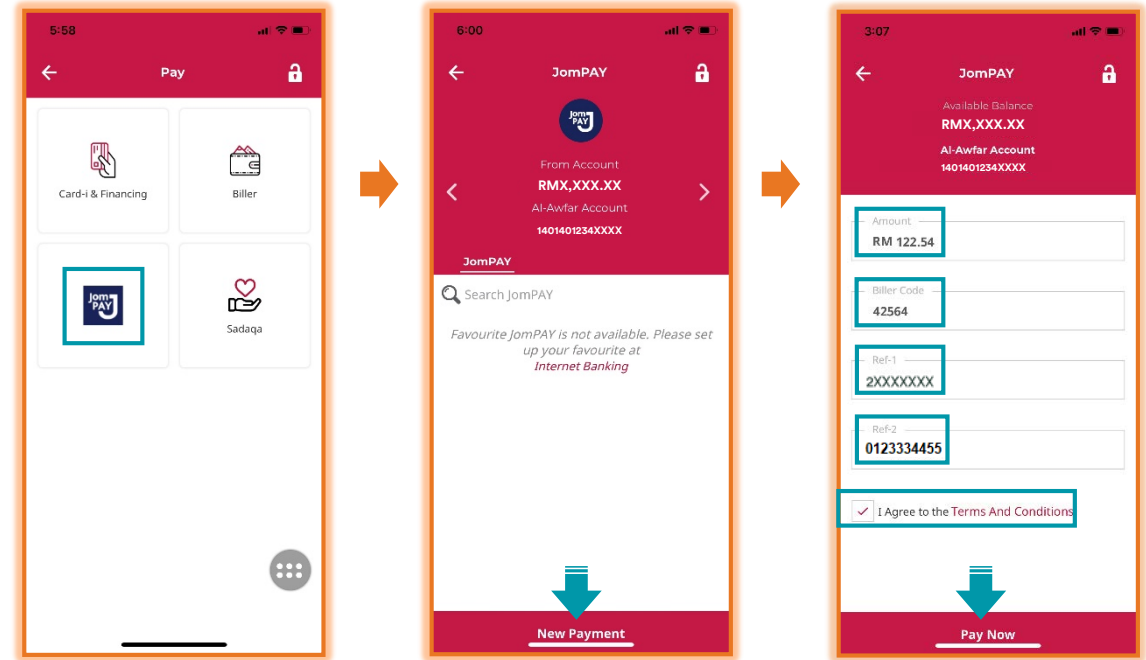
- Note:**
- Only applicable for renewal or recurring contribution payment
 - Not applicable for first or initial contribution payment.
 - Refer to your respective eBanking Policy Document guides if you require other additional setups via your online banking for JomPAY payment subscription.

Step 2: Fill in the details for the payment

- Enter the Contribution Amount, correct reference correct of 'Biller Code', Certificate Number in 'Ref-1' and mobile number in 'Ref-2' fields.

Biller Code	Biller Code Name	Certificate Number Reference
94201	FWD Takaful Berhad-1	Alphanumeric Agency channel : TXXXXXXX, CXXXXXXX, LXXXXXXX Banca channel : BXXXXXXX Direct Channel : EXXXXXXX
42564	FWD Takaful Berhad-2	Numeric Banca channel : 2XXXXXXX, 9XXXXXXX

- Tick '✓' to agree on the 'Terms And Conditions' and click < Pay Now > link to proceed.



* The details of Certificate Number and Contribution Amount for payment can be obtained from myPortal (screen as below):

MY Certificate							
Certificate Number	Status	Person Covered's Name	Product Name	Basic Sum Covered (RM)	Contribution (RM)	Next Contribution Due Date	eCertificate
2XXXXXXX	In force	Abu Bakar Bin Ali Baba	Lifestyle Protector	100,000.00	122.54	28-Jun-2020	download

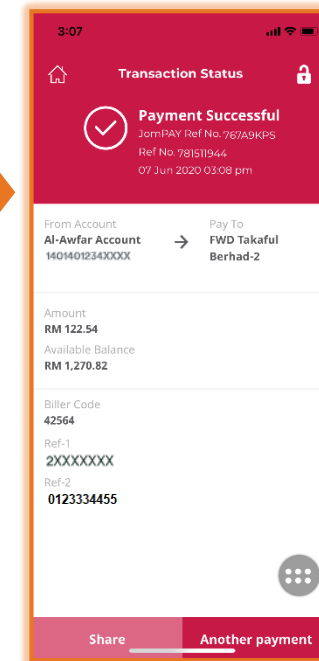
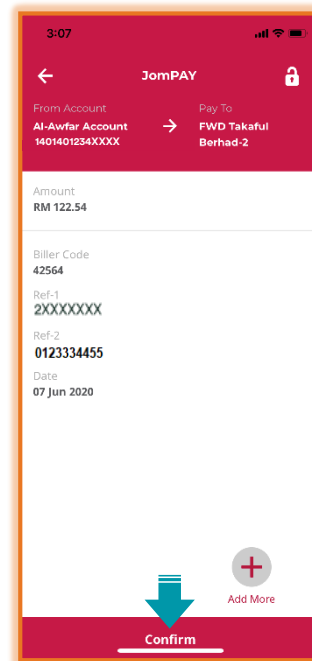
Steps to make contribution payment via JomPAY – Bank Islam GO

Step 3: Verification and approval action

- Verify all the details captured for the payment.
- Once verification done, click < Confirm > link to proceed.
- Click < Approve > to complete the approval of the payment transaction.
- Upon successful payment transaction, SMS notification will be sent to your registered mobile number by the bank.

Note:

- i. Do add the Biller Code as your 'Favorite' for your future payment.
- ii. All successful transactions of payment made via JomPAY will be updated in the FWD Takaful system within 1-2 working days.
- iii. Customer will receive an email notification from FWD Takaful upon the receipt of payment and able to view the updated payment in myPortal.



RM0.00 CIMB: JomPAY
Payment RM122.54to [94201](#)
FWD Takaful Berhad-1/
2XXXXXXX on 07 Jun 2020
21:07:46. Call the no at the
back of your card for queries.

For any enquiry, please call our Customer Care Hotline at 1300 13 7988 or email to contact.my@fwd.com



Thank you.

Celebrate living
fwd.com.my